


无线Android自动化测试

脱离数据线，无线连接



自我介绍


开源项目**ATX**作者

通过该项目可以完成
Android和iOS设备的自动化测试

目前就职于网易在线游戏




自动化是什么



传统的做法

运行测试代码的电脑 + USB数据线 + 几台手机



麻烦的USB数据线



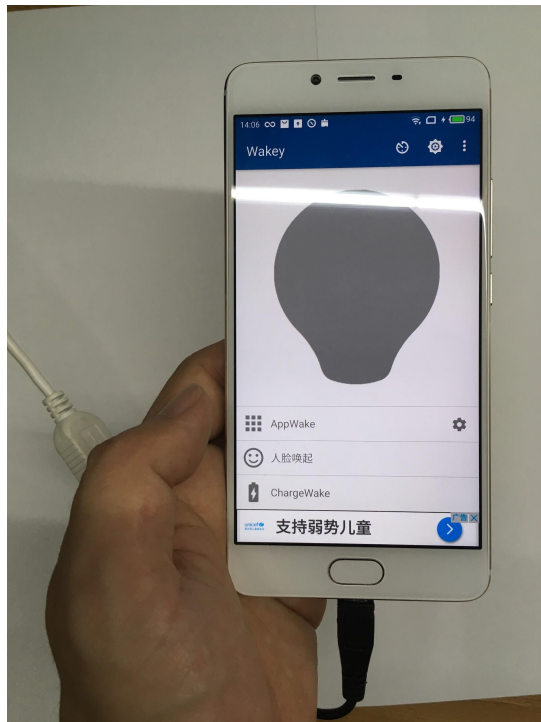
- 接触不良



麻烦的USB数据线



- 操作不便



麻烦的USB数据线



- 影响美观




手机太多的烦恼



ADB无线连接

运行测试代码的电脑 + USB数据线 + 几台手机



ADB 与 各种手机助手的冲突

1. 自身不稳定



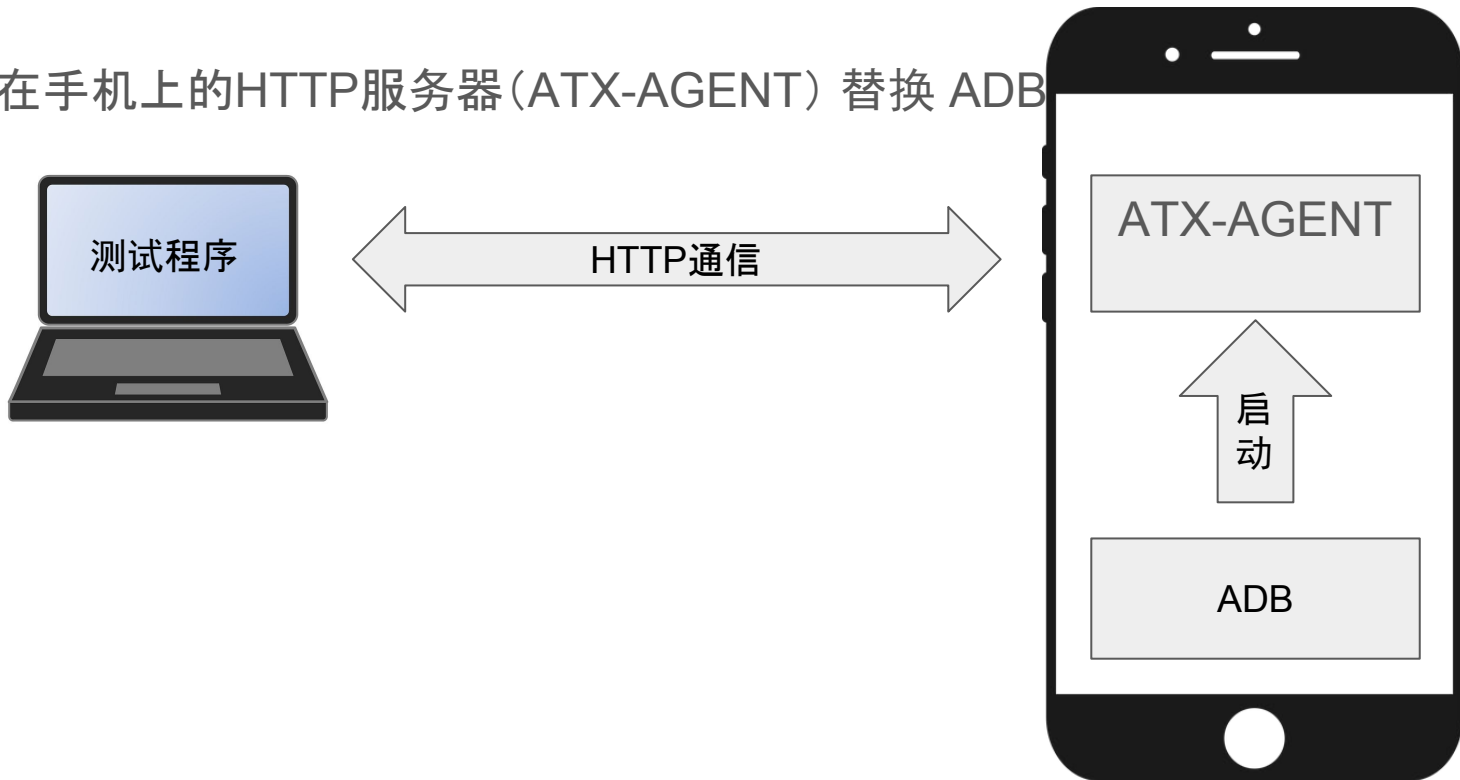
2. 外来干扰



3. ADB最多连接8个设备

新方案：取代现有的ADB

运行在手机上的HTTP服务器(ATX-AGENT) 替换 ADB



运行测试代码的电脑 + WiFi + 几台手机



Go语言实现一个HTTP服务器



```
// Filename: simplehttp.go
1.  package main
2.
3.  import "net/http"
4.
5.  func main() {
6.      http.HandleFunc("/", func(w http.ResponseWriter, r
    *http.Request) {
7.          w.Write([]byte("<h1>Hello world</h1>"))
8.      })
9.      println("HTTP Server started")
10.     http.ListenAndServe(":8000", nil)
11. }
```


编译运行再手机上



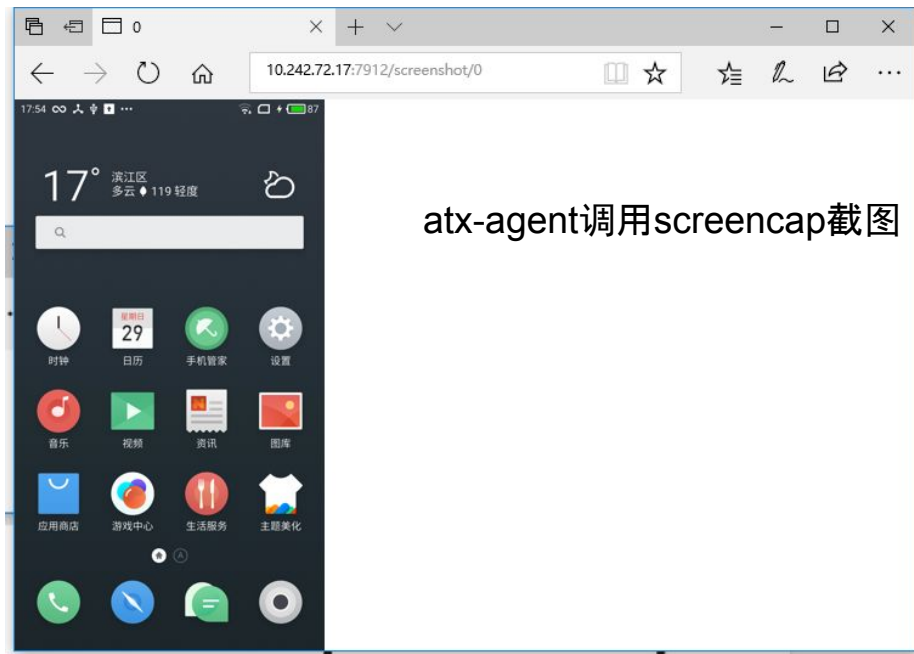
```
$ GOOS=linux GOARCH=arm go build ./simplehttp.go
$ adb push simplehttp /data/local/tmp
$ adb shell chmod 755 /data/local/tmp/simplehttp
$ adb shell /data/local/tmp/simplehttp
HTTP Server started
```

在电脑上访问手机的服务

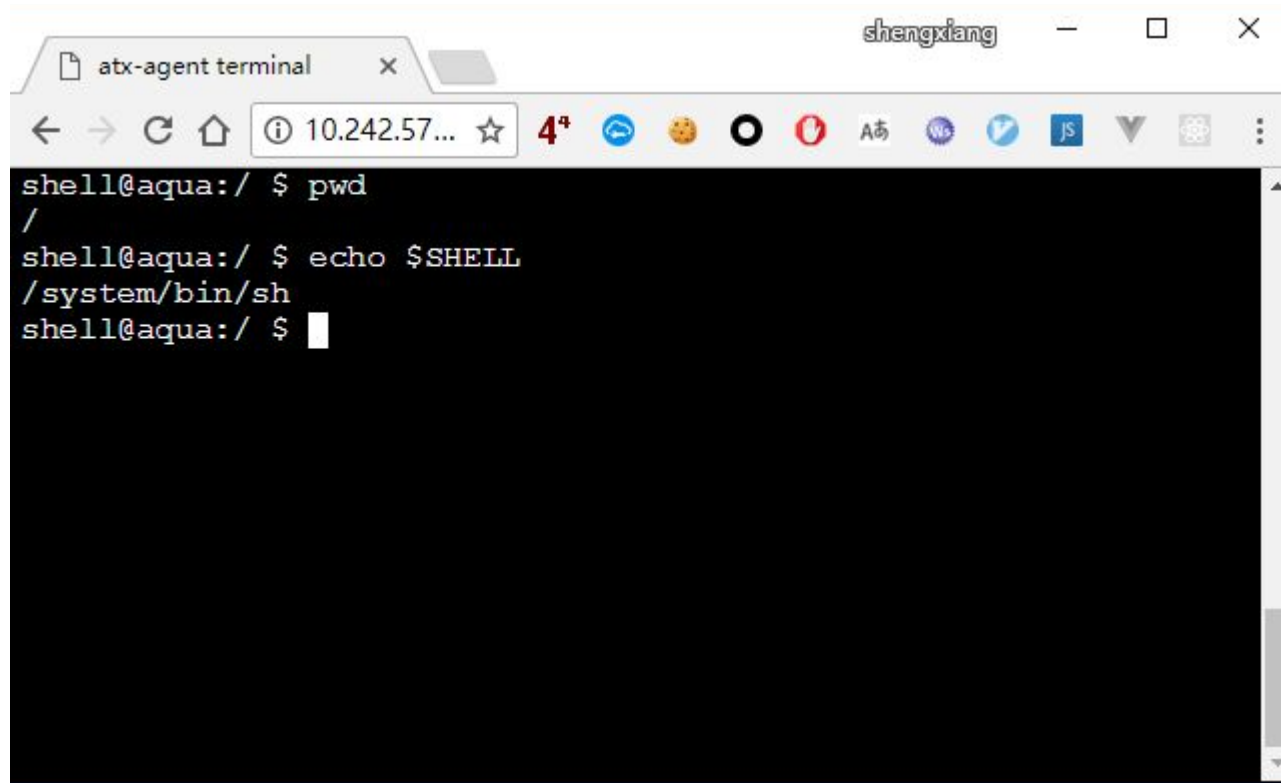
打开浏览器输入 手机的IP:8000



截图



网页版的终端

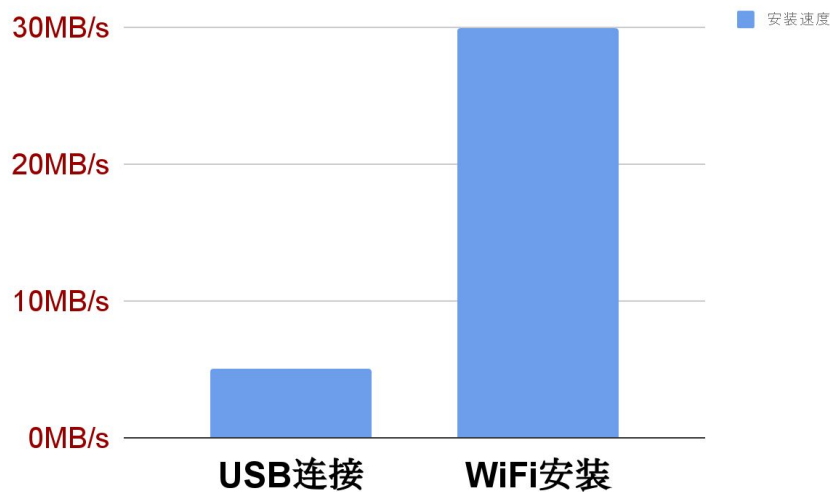


The image shows a web browser window with a terminal interface. The browser's address bar displays the URL 10.242.57... and the page title is 'atx-agent terminal'. The terminal window has a black background with white text. The user has entered the following commands and received the following output:

```
shell@aqua:/ $ pwd
/
shell@aqua:/ $ echo $SHELL
/system/bin/sh
shell@aqua:/ $
```

通过HTTP推送文件到手机

POST http://手机IP:8000/uploads/:path



运行UiAutomator

封装UiAutomator成HTTP服务



贺晓聪
xiaocong

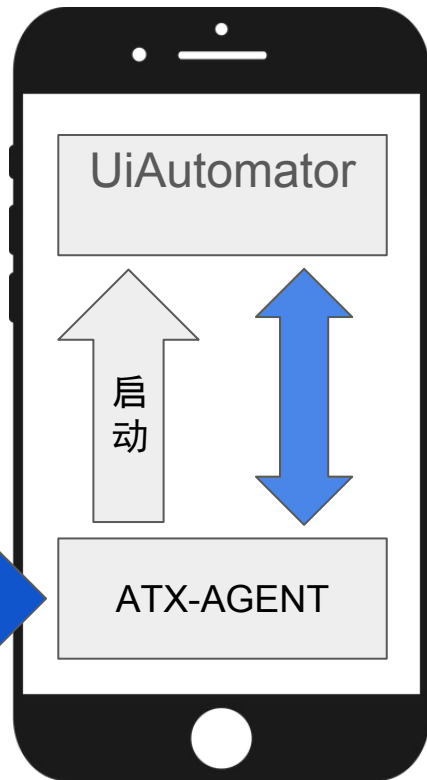
android-uiautomator-jsonrpcserver

● Java ★ 47 🍴 41

运行UiAutomator

举例:唤醒屏幕

POST /uiautomator/wakeup



封装HTTP通信成Python库

截图

GET /screenshot

执行Shell命令

POST /shell?command=pwd

推送文件到手机

POST /uploads/sdcard

点击启动按钮

POST /uiautomator/buttons/click

等...

截图

d.screenshot()

Shell命令

d.shell("pwd")

推送文件到手机

d.push("file.txt", "/sdcard")

点击启动按钮

d("启动").click()

等....

开源在Github



github.com/openatx/uiautomator2

更多的玩法

TesterHome

社区

Bug 曝光台

问答

社团


招聘

Wiki

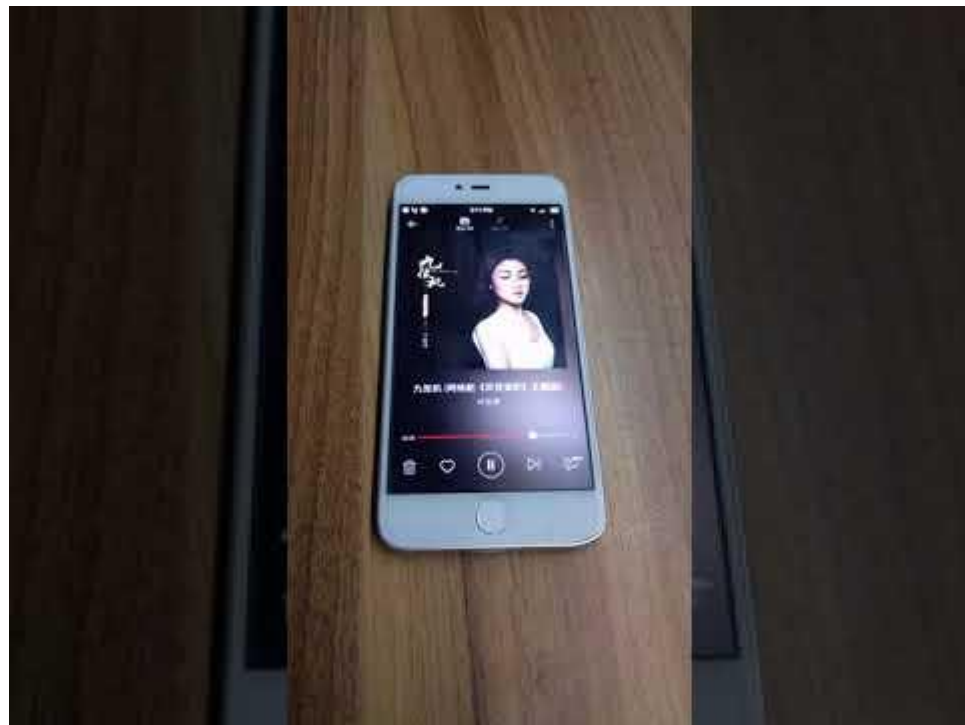
开源项目

ATX 在 Android 手机内执行 UI 自动化测试

diao2007 · 发布于 [23 天前](#) · 最后由 [huangxiaojiao](#) 回复于 [1 天前](#) · 2390 次阅读

 本帖已被设为精华帖！

网易云音乐自动化演示



Question & Answer

